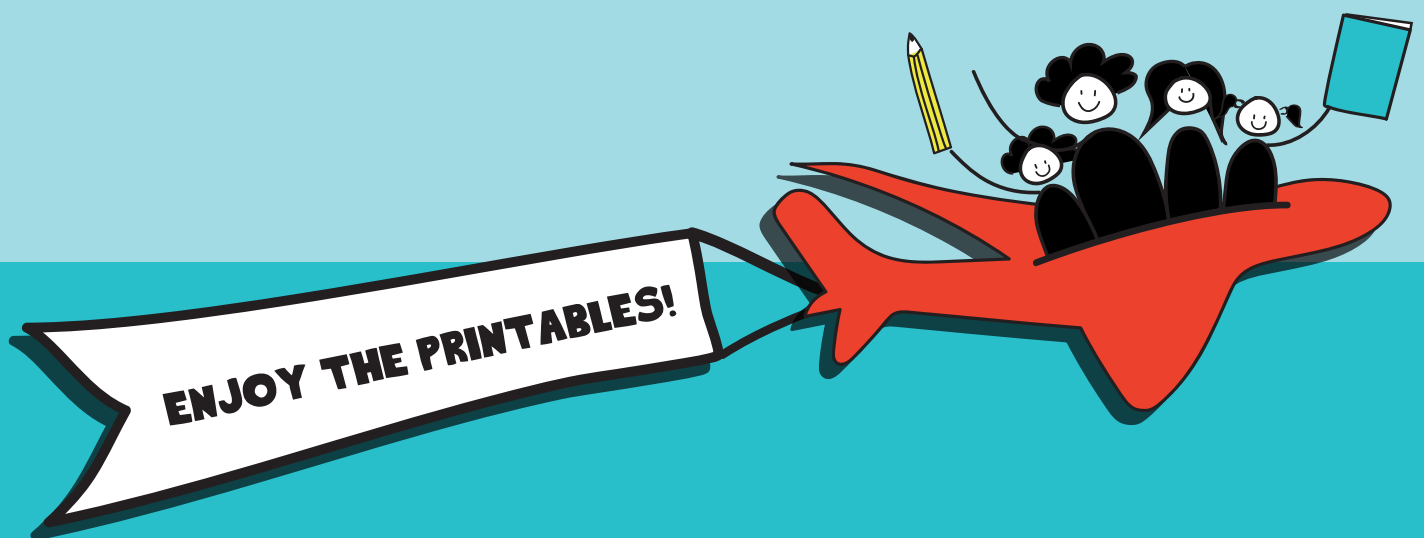


ME AND MY **BIG MOVE** *workbook*

PRINTABLES FOR THE WORKBOOK!



Copyright © 2020 by Marloes Huijsmans

All rights reserved. These printables are a part of the meandmybigmove workbook. Nothing may be reproduced or transmitted in any form or by any means without prior written permission from the publisher.

First Published in 2020 by Sethelite LLC
www.sethelite.com

www.meandmybigmove.com

NAME:

LIVED IN:

FAVORITE PLACE & WHY?

NAME:


LIVED IN:

FAVORITE PLACE & WHY?

NAME:

LIVED IN:

FAVORITE PLACE & WHY?



Blank white rectangular area for drawing or writing.

NAME: [Red box]
LIVED IN: [Red box]
FAVORITE PLACE & WHY? [Red box]

NAME: [Red box]
LIVED IN: [Red box]
FAVORITE PLACE & WHY? [Red box]

Blank white rectangular area for drawing or writing.

NAME: [Red box]
LIVED IN: [Red box]
FAVORITE PLACE & WHY? [Red box]

MY COLOR WALK

Color this box

With this color:



I discovered:

Color this box

With this color:




I discovered:

Color this box

With this color:



I discovered:



MY COLOR WALK

Color this box

With this color:



I discovered:

Color this box

With this color:




I discovered:

Color this box

With this color:



I discovered:





THIS IS MY VIEW @ NIGHT

MY FOOD REVIEW

Food:

Green bars for writing the food name.

My score:

Five rows of five stars each for rating.

WHAT I REALLY LIKE:


White box for writing likes.

WHAT I DIDN'T LIKE THE FIRST TRY:

White box for writing dislikes.

WHAT I WANT TO TRY AGAIN:

White box for writing items to try again.



MY FOOD REVIEW

Food:

Green horizontal bars for writing the food name.

My score:

Five rows of five stars each for rating the food.

WHAT I REALLY LIKE:


White horizontal bar for writing what is liked.

WHAT I DIDN'T LIKE THE FIRST TRY:










White horizontal bar for writing what was not liked.

WHAT I WANT TO TRY AGAIN:










White horizontal bar for writing what to try again.




MY GALLERY OF FACES



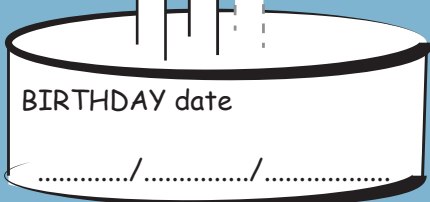
MY GALLERY OF FACES



FRIEND CARD



Age:



NAME: _____

BORN IN: _____

LIVING IN: _____

HOW WE MET: _____

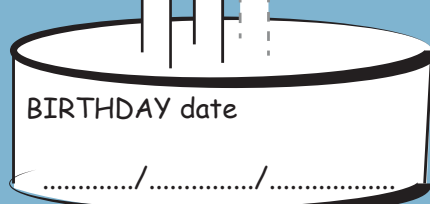
HOW TO KEEP IN TOUCH?



FRIEND CARD



Age:



NAME: _____

BORN IN: _____


LIVING IN: _____

HOW WE MET: _____

HOW TO KEEP IN TOUCH?



FRIEND CARD



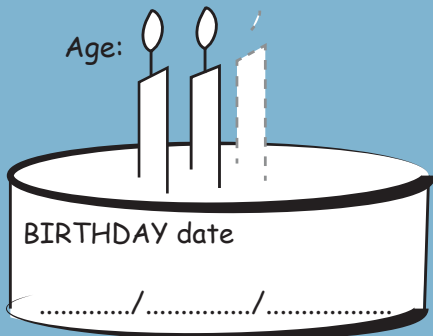
NAME: _____

BORN IN: _____


LIVING IN: _____

HOW WE MET: _____

HOW TO KEEP IN TOUCH?



FRIEND CARD




NAME: _____

BORN IN: _____


LIVING IN: _____

HOW WE MET: _____

HOW TO KEEP IN TOUCH?



MY TRIP TO:




FROM-.....-..... (DATE)

TO-.....-..... (DATE)

I WENT WITH(PERSONS)

THE WEATHER WAS:



Sunny



Cloudy




Rainy




Windy

WHAT I LIKED MOST:



MY TRIP TO:




FROM-.....-..... (DATE)

TO-.....-..... (DATE)

I WENT WITH(PERSONS)

THE WEATHER WAS:



Sunny



Cloudy




Rainy



Windy

WHAT I LIKED MOST:



MY GUESTBOOK

FROM:..... **TO:** **(DATE)**

Message from the guest:

NAME(S):

Message from the guest:

NAME(S):

FROM:..... **TO:** **(DATE)**

FROM:..... **TO:** **(DATE)**

Message from the guest:

NAME(S):

FROM:..... **TO:** **(DATE)**

Message from the guest:

NAME(S):